
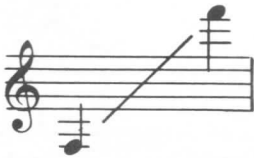
























Instrumente / Instruments

Spieler / Player I













 <p>Vibrafon Vibraharp</p>		 <p>s.on Kleine Trommel Snare drum</p>	
 <p>Bongo (2)</p>		 <p>Templeblock (5)</p>	
 <p>Gong (50cm = 20")</p>		 <p>Triangel Triangle</p>	

Spieler / Player II


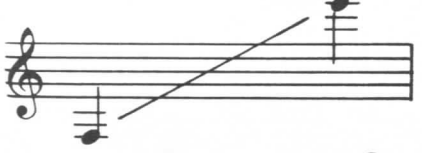










 <p>Marimba</p>		 <p>Rührtrommel Field drum</p>	
 <p>Conga (2)</p>		 <p>Holzblocktrommel (4) Woodblock</p>	
 <p>Tam Tam (72 cm = 28")</p>		 <p>Becken Cymbal (45 cm = 18") medium</p>	

Beckenkopf
Cup of cymbal

Spieler / Player III

 <p>Xylofon Xylophone</p>		 <p>Holzblocktrommel (2) Woodblock</p>	
 <p>Timbales créoles (2)</p>		 <p>Becken (33cm = 13") Cymbal crash</p>	
 <p>Claves</p>		 <p>Beckenkopf Cup of cymbal</p>	

Spieler / Player IV

 <p>Glockenspiel Bells</p>		 <p>Große Trommel Bassdrum</p>	
 <p>Rahmentrommel (4) Tabok</p>		 <p>Becken (40cm = 16") Cymbal ride</p>	
 <p>Guiro</p>		 <p>Beckenkopf Cup of cymbal</p>	

Schlägel / Sticks



Pauken
Timpani



Vibrafon
Vibraharp



Marimba



Xylofon
Xylophone



Große Trommel
Bassdrum



Kleine Trommel
Snare drum



Glockenspiel
Bells



Triangel
Triangle



Schraper
Scraper



Stock auf Stock
stick on stick



Randschlag
rimshot



mit dem Stiel
with the shaft



den Stiel leicht auflegen
lay the shaft on lightly

M = Mitte
middle

R = Rand
edge

d = dunkel
dark

h = hell
light

= am Rand des Instrumentes entlang streichen
stroke along the edge of the instrument

m.d.H. = mit der Hand
with hand

Aufstellung / Position



oder
or



Dirigent
Conductor



Dirigent
Conductor